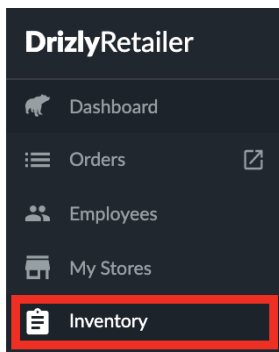


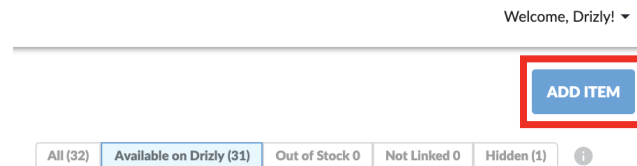


# HOW TO ADD ITEMS IN DRIZLY RETAILER

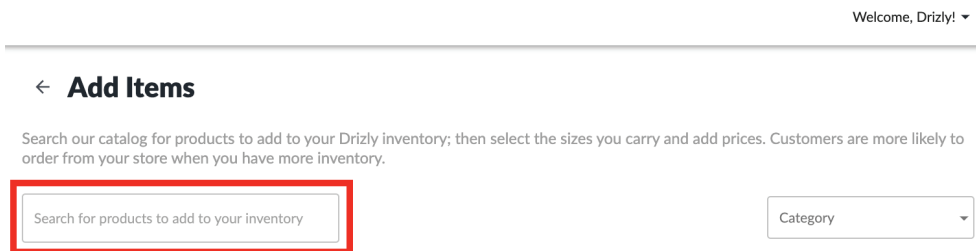
1) In Drizly Retailer (<https://retailer.drizly.com/login>) select **Inventory**.



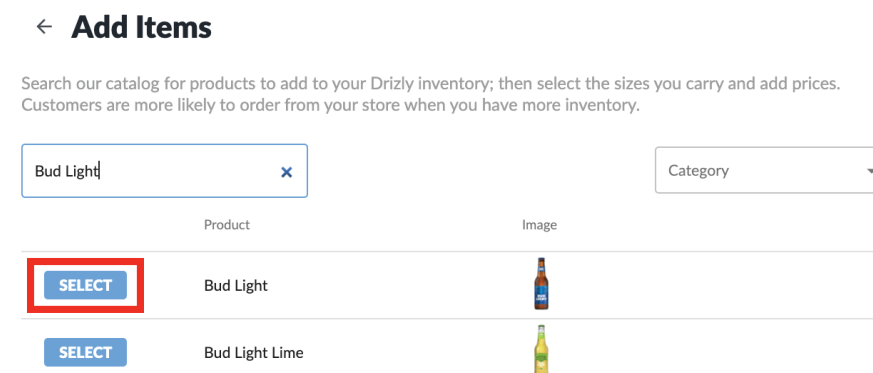
2) In the top right corner select **add item**.



3) Use the **search bar** to search for your item by the name (for example, "Bud Light"), not including the bottle or can size.



4) **Select** the item you wish to add. You can only select one item at a time.


















**5) Enter in your price** for each pack size you wish to add. You can add more than one at a time.

← **Bud Light**

Only showing sizes that are not in your inventory yet. Add prices for the ones you carry. Customers are more likely to order from your store when you have more inventory.

**Drizly Training Store**

 \$ 20.99 12x 16oz Cans	 \$ 10.99 6x 16oz Cans	 \$   12x 12oz Bottles	 \$ 18x 12oz Bottles	 \$ 24x 12oz Bottles
 \$ 30x 12oz Cans	 \$ 36x 12oz Cans	 \$ 40oz Bottle	 \$ 9.99 6x 12oz Bottles	 \$ 6x 12oz Cans
 \$ 20x 12oz Bottles	 \$ 12x 12oz Cans	 \$ 15x 12oz Cans	 \$ 18x 12oz Cans	 \$ 6x 16oz Bottles

**6) Once you are done entering in your prices and size, click the blue **add to inventory** button to save.**

**ADD TO INVENTORY**

**When you are done it will bring you back to the search tool to add more!**